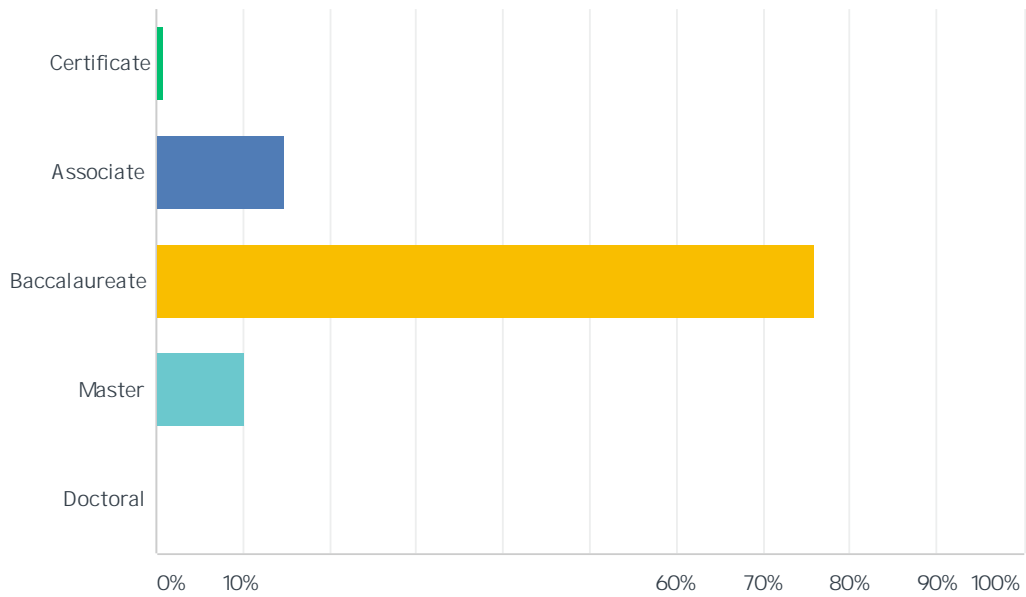


Q2 What degree are you currently graduating at Kentucky State University?

Answered: 341 Skipped: 0



Response	Percentage	Count
Certificate	0.88%	3
Associate	14.96%	51
Baccalaureate	75.95%	259
Master	10.26%	35
Doctoral	0.00%	0
Total Respondents: 341		

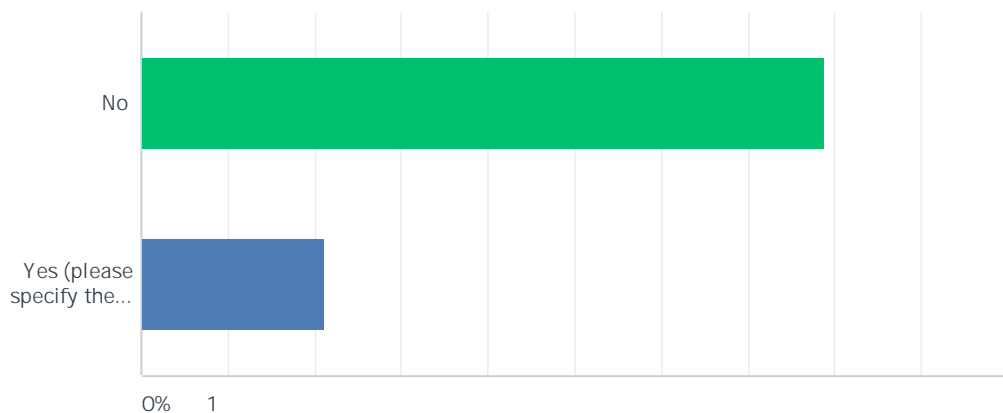
Q3 Did either of your parents attend Kentucky State University?

Answered: 341 Skipped: 0

	9.38%	32
	90.62%	309
TOIT		

Q4 Did any of your sibling or relatives attend Kentucky State University?

Answered: 341 Skipped: 0



	78.89%	269
	21.11%	72
TOTAL		341

Q5 Where will you live after graduation?

Answered: 341 Skipped: 0

Field	Percentage	Count
Address:	98.83%	337
City:	99.41%	339
State:	98.83%	337
Country (if non US):	36.07%	123
Phone Number:	80.65%	275
Cell Phone Number:	73.31%	250
Email:	97.36%	332

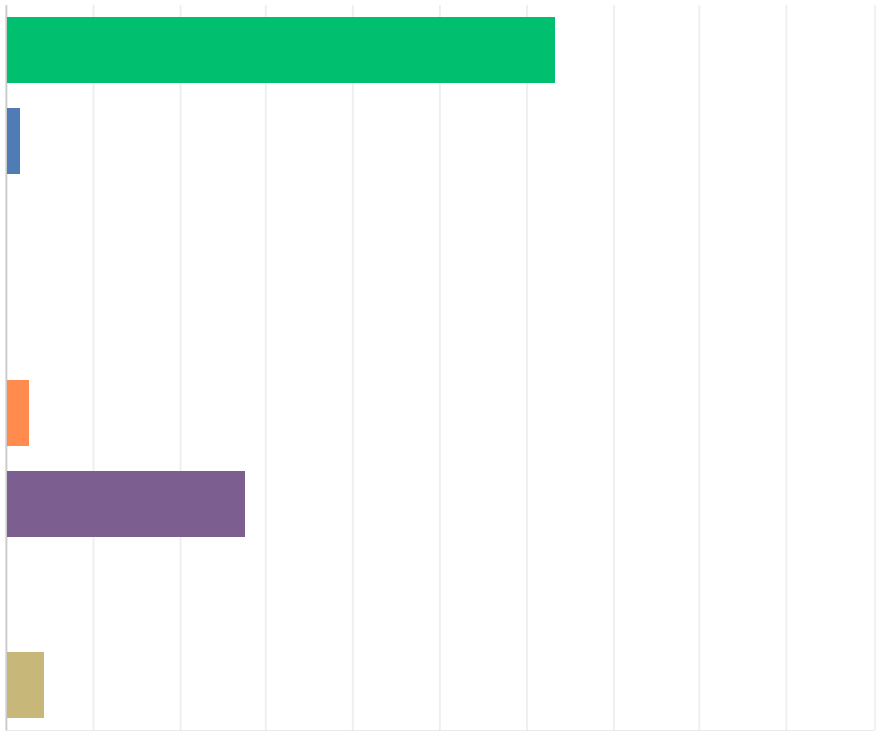
Q6 While attending Kentucky State University, please indicate if you participated in the following:

Answered: 225 Skipped: 116

	59.56%	134
	58.67%	132
	69.78%	157
	44.89%	101

Q7 What is MOST LIKELY to be your PRINCIPAL activity upon graduation?

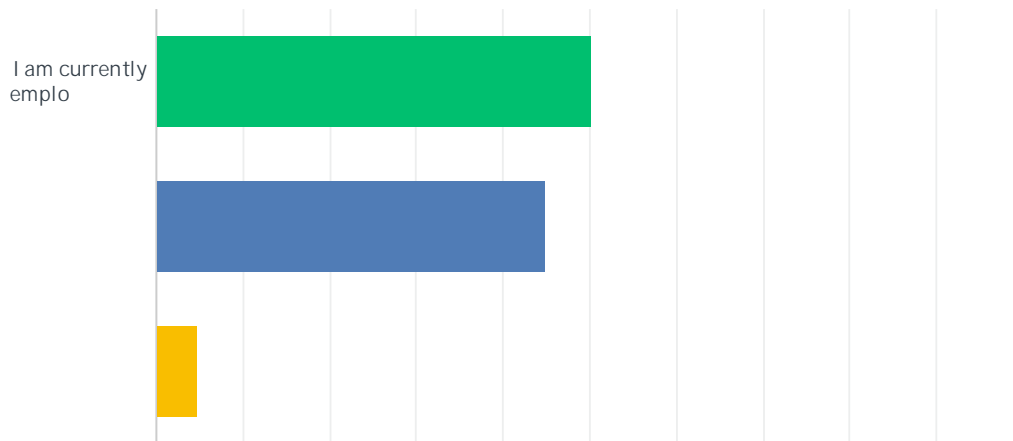
Answered: 341 Skipped: 0



	63.34%	216
	1.76%	6
	0.29%	1
	0.00%	0
	2.64%	9
	27.57%	94
	0.00%	0
	4.40%	15
TOTAL		341

Q8 Which of the following best describes the current state of your employment activity?

Answered: 211 Skipped: 130




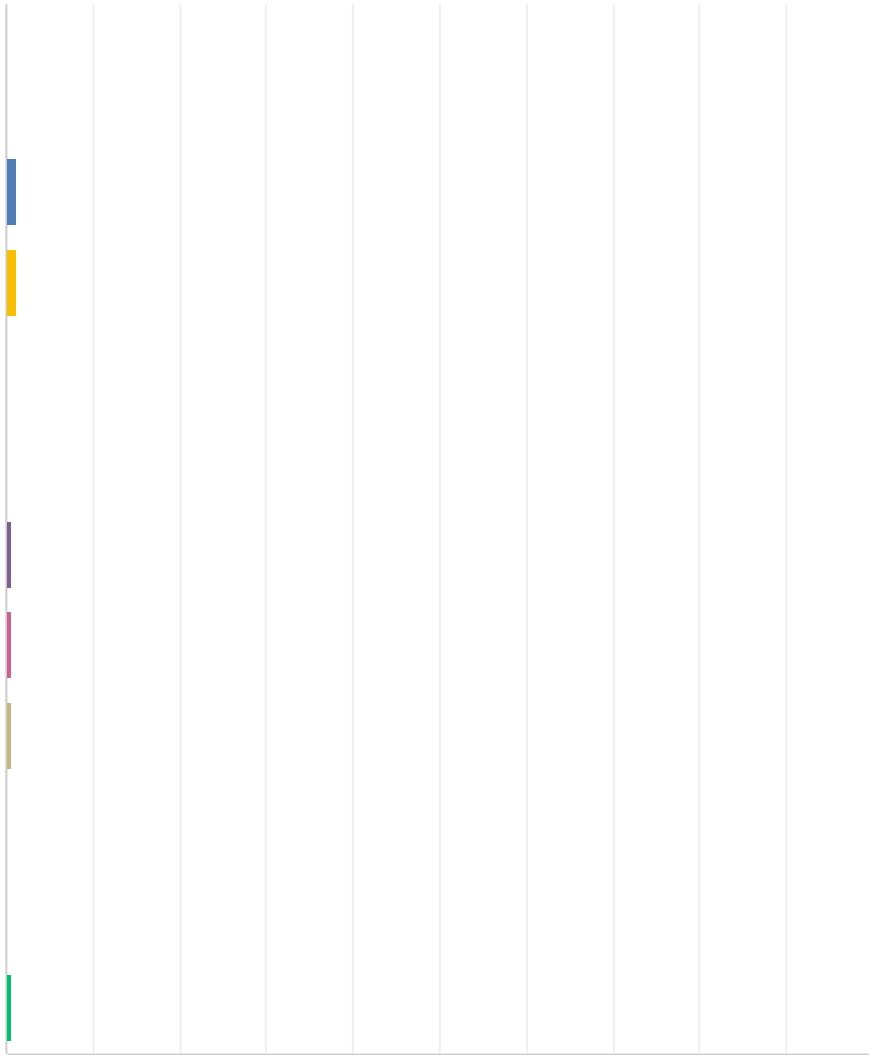
	50.24%	106
	45.02%	95
	4.74%	10
TOTAL		211

Q11 Please enter the location of your current employment or will be:

Answered: 171 Skipped: 170







	0.00%	0
	0.00%	0
	0.00%	0
	0.00%	0
	2.34%	4
	0.00%	0
	0.00%	0
	0.00%	0
	1.75%	3
	0.58%	1
	0.00%	0
	0.00%	0

Q12 If you are currently employed or have received a job offer, what is or will be your employment status?

Answered: 144 Skipped: 197



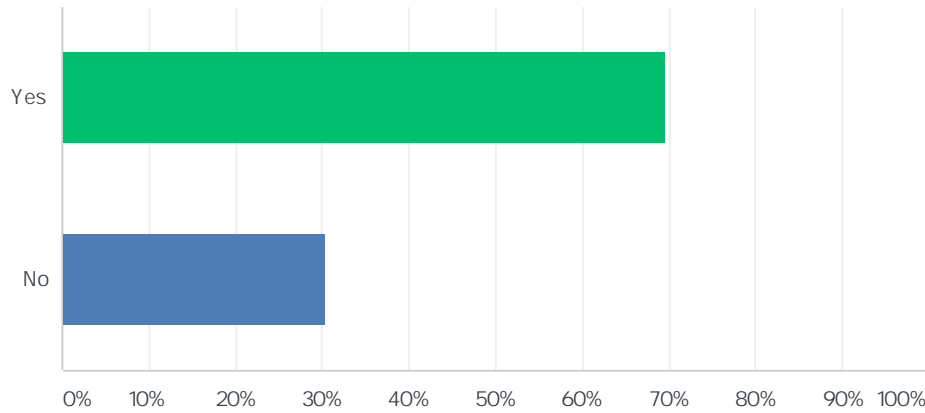
	78.47%	113
	21.53%	31
TOTAL		144

Q13 If you are currently employed or have received a job offer, what is/will be your position title?

Answered: 128 Skipped: 213

Q14 If you are currently employed or have received a job offer, is it related to your major field of study?

Answered: 142 Skipped: 199



Response	Percentage	Count
Yes	69.72%	99
No	30.28%	43
TOTAL		142

Q15 If you are currently employed or have received a job offer, what is the company's name?

Answered: 121 Skipped: 220

Q16 If you are currently employed or have received a job offer, what is or will be your annual salary (enter whole number, no decimal, comma, or dollar sign)?

Answered: 105 Skipped: 236

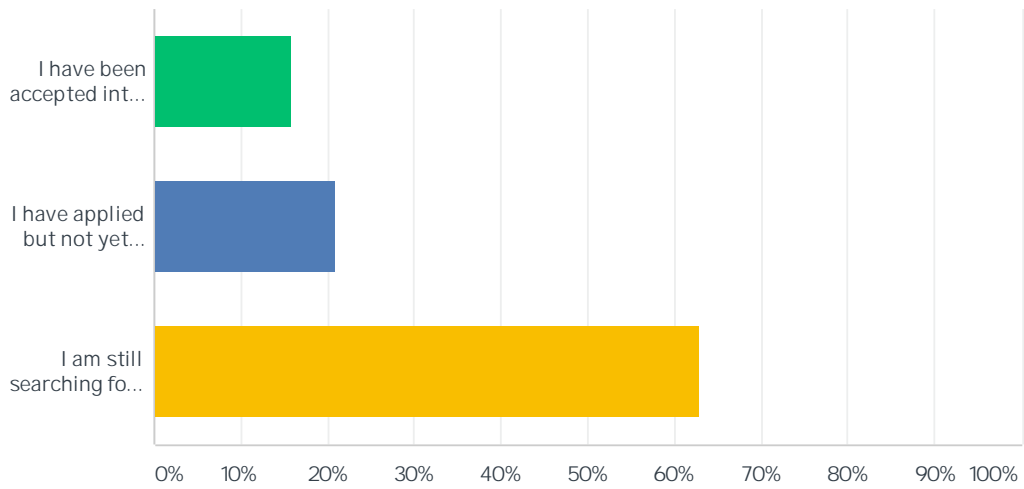
Q17 If you are currently employed or have received a job offer, did or will you accept a guaranteed bonus compensation?

Answered: 144 Skipped: 197

	92.36%	133
	7.64%	11
TOTAL		144

Q18 Which of the following best describes the current state of your educational activity?

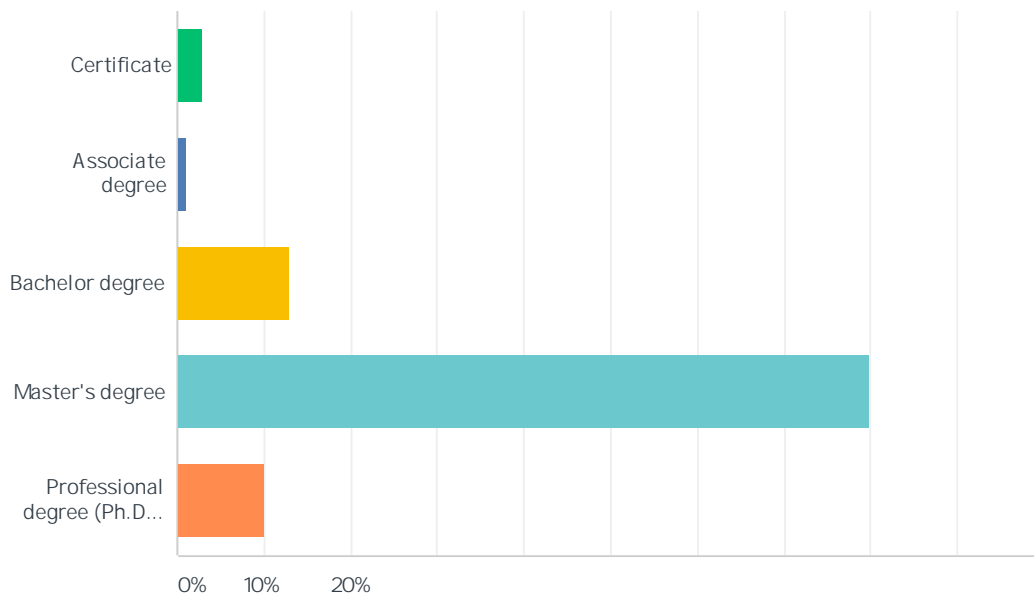
Answered: 100 Skipped: 241



Response Category	Percentage	Count
I have been accepted into one or more programs and will be attending school next semester	16.00%	16
I have applied but not yet accepted	21.00%	21
I am still searching for a school/program	63.00%	63
TOTAL		100

Q19 Which degree(s) do you plan to pursue beginning in the next semester or two.

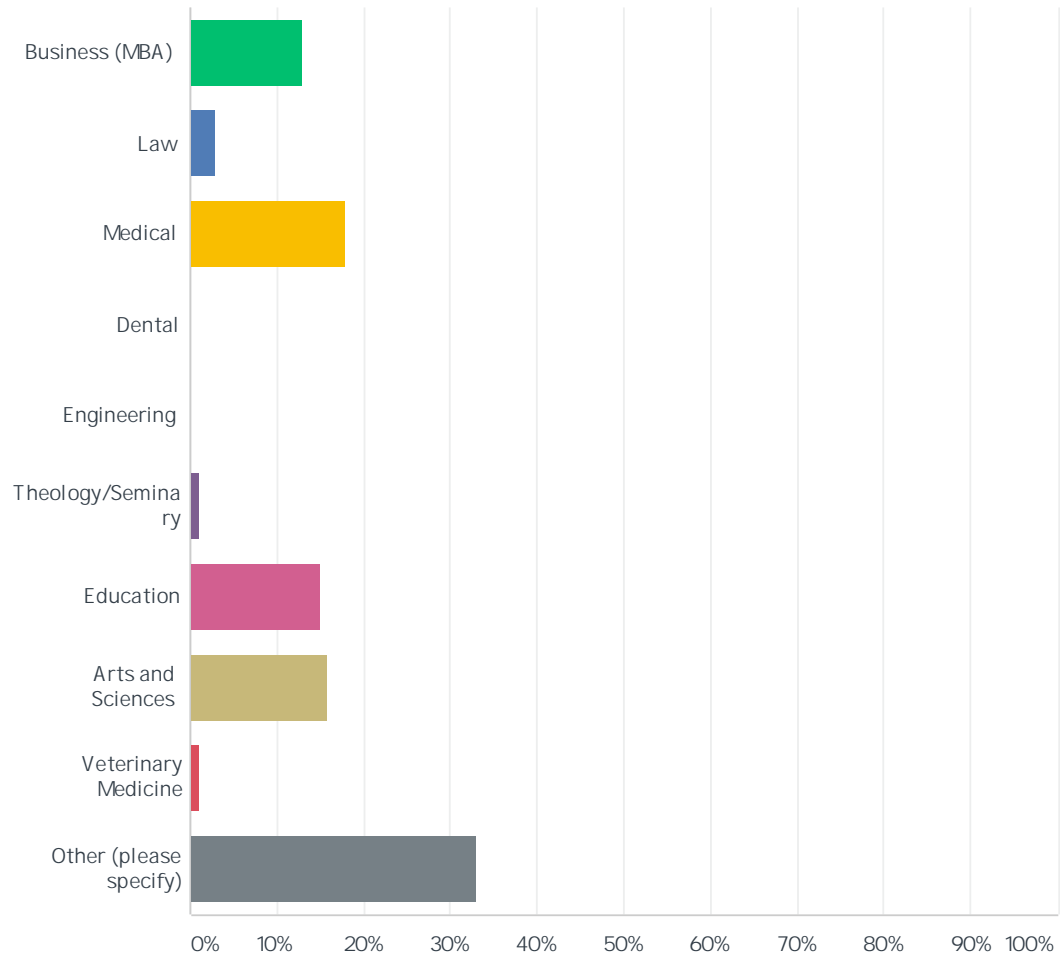
Answered: 100 Skipped: 241



	3.00%	3
	1.00%	1
	13.00%	13
	80.00%	80
	10.00%	10
Total Respondents: 100		

Q20 What education field are you pursuing?

Answered: 100 Skipped: 241



Education Field	Percentage	Count
Business (MBA)	13.00%	13
Law	3.00%	3
Medical	18.00%	18
Dental	0.00%	0
Engineering	0.00%	0
Theology/Seminary	1.00%	1
Education	15.00%	15
Arts and Sciences	16.00%	16
Veterinary Medicine	1.00%	1
Other (please specify)	33.00%	33
TOTAL		100

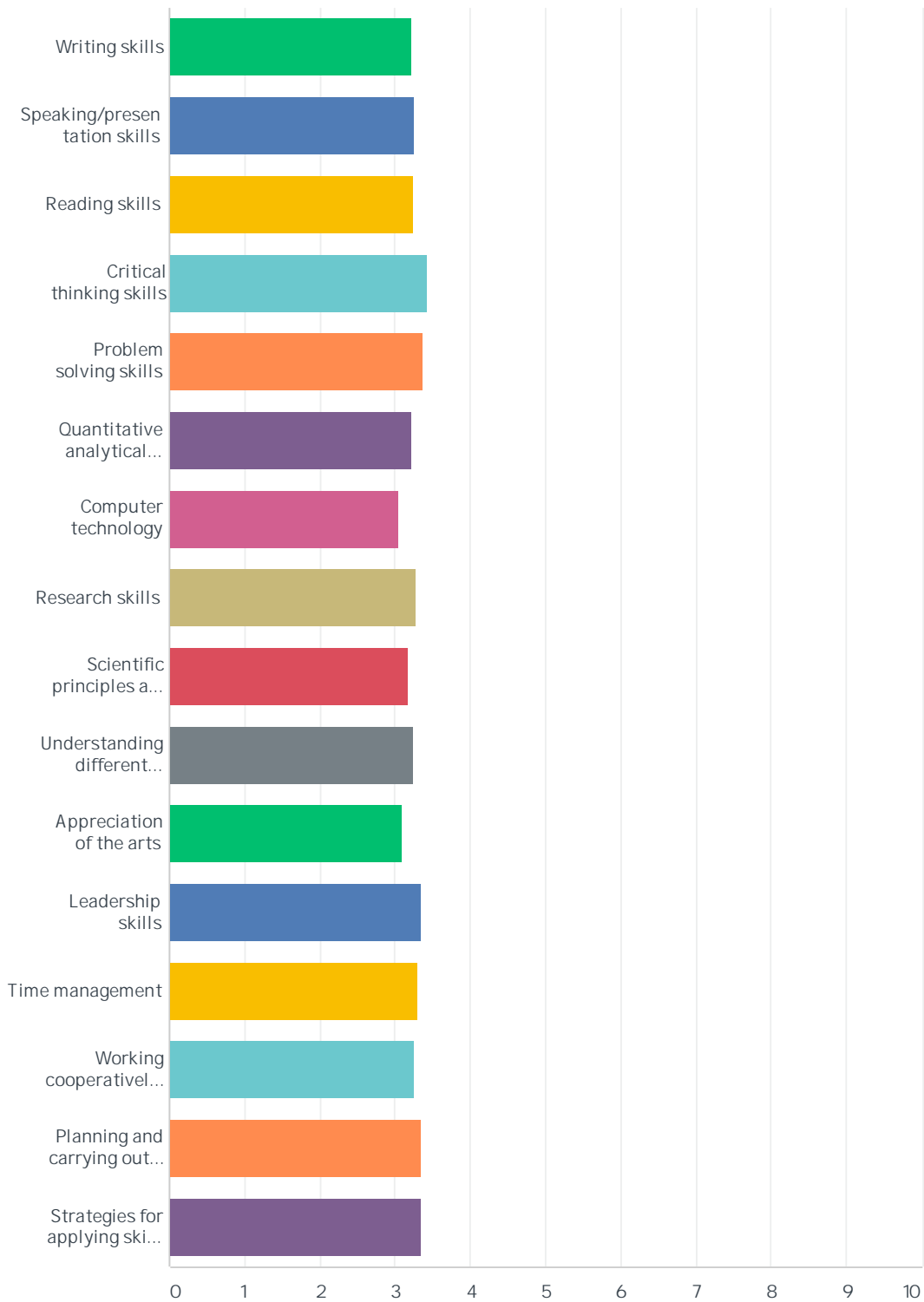
Q21 Please enter the school name where you have been admitted or applying:

Answered: 80 Skipped: 261

Response	Percentage	Count
First school of choice:	100.00%	80
Second school of choice	45.00%	36
Third school of choice	23.75%	19


Q22 Indicate how effective your education at Kentucky State University has been in helping you developed in the following:

Answered: 320 Skipped: 21



Q23 Indicate your level of satisfaction with the following aspects of your education at Kentucky State University

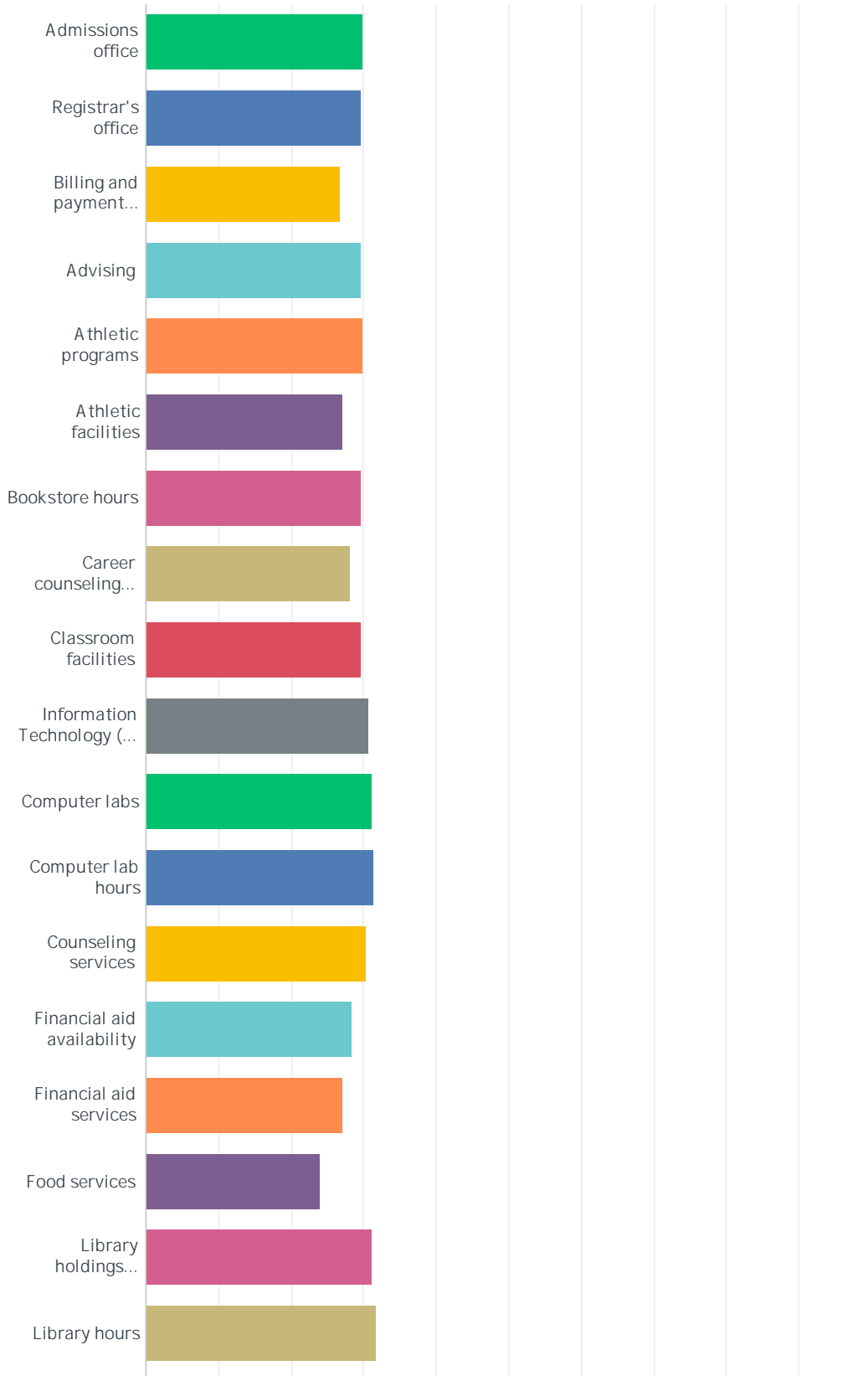
Answered: 320 Skipped: 21



	26.25%	59.06%	5.94%	2.81%	5.94%	320	3.16
	84	189	19	9	19		
	33.75%	57.19%	7.50%	1.56%	0.00%	320	3.23
	108	183	24	5	0		
	23.44%	57.19%	9.06%	3.44%	6.88%	320	3.08
	75	183	29	11	22		

Q24 Indicate your level of satisfaction with the following programs and services at Kentucky State University


Answered: 320 Skipped: 21



	11.88%	29.38%	18.44%	20.63%	19.689
	38	94	59	66	

Q25 Indicate your level of satisfaction with the following aspects of your experience at Kentucky State University

Answered: 320 Skipped: 21



Q26 If you cout

	100.00%	260
	90.00%	234

Q27 Identify two things about Kentucky State University that makes it unique compared to other colleges and universities

Answered: 244 Skipped: 97

Order	Percentage	Count
1.	100.00%	244
2.	79.10%	193

Q30 Will you recommend Kentucky State Univer

	79.06%	253
	20.94%	67

Q32 Please provide comments you think necessary to improve Kentucky State University in the future

Answered: 125 Skipped: 216